

Himalaya G12 Series 700-735W

132-cell Bifacial HJT Half Cell
Double-glass Solar Module



HJT Technology

Combining gettering process and $\mu\text{c-Si}$ technology to ensure higher cell efficiency and higher module power



Up to 95% Bifaciality

Natural symmetrical bifacial structure bringing more energy yield from the backside.



Sealing with PIB

Integrated coating frames ensuring modules passing the IEC salt-mist test level 8



Suitable for Utility project

Lower BOS cost, lower LCOE



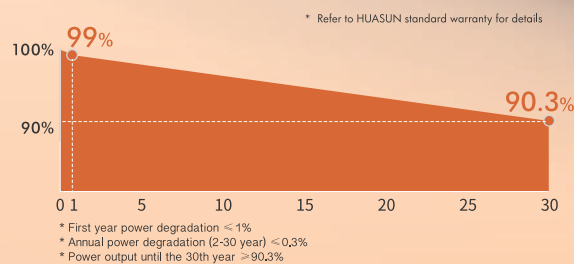
WARRANTY

Product
Warranty **15**
years

Linear
Power
Warranty **30**
years

Complete System and Product Certifications:

- IEC61215, IEC61730
- ISO9001:2015 Quality Management System
- ISO14001:2015 Environment Management System
- ISO45001:2018 Occupational Health and Safety
- IEC62941:2019 Terrestrial photovoltaic (PV) modules- Quality system for PV module manufacturing



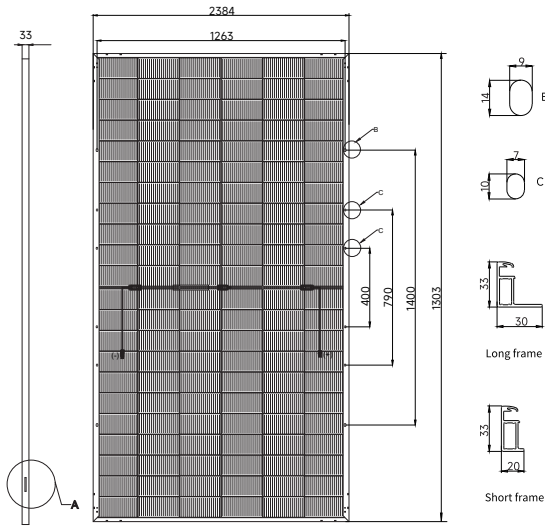
HS-210-B132 700-735W

132-Half-Cell Bifacial HJT Module

- BloombergNEF Tier 1 PV module manufacturer
- Reinsurance underwritten by Ariel Re

Engineering Drawings

Unit: mm



Mechanical Characteristics

Cell Type	HJT
No. of Cells	132 (6x22)
Dimensions	2384 x 1303 x 33 mm
Weight	37.9kg
Junction Box	IP68
Cable	4mm ² ; +350/-250mm or customized; UV resistant
Connector	MC4 / MC4-Evo2A / PV-H4 / Z4S-abcd / ST4
Frame	Anodized aluminum alloy frame
Max Static Load (front side/rear side)	5400Pa / 2400Pa
Glass	Dual glass, 2.0mm

Electrical Characteristics

STC

HS-210-B132	DS700	DS705	DS710	DS715	DS720	DS725	DS730	DS735
Maximum Power (Pmax/W)	700	705	710	715	720	725	730	735
Module Efficiency (%)	22.53	22.70	22.86	23.02	23.18	23.34	23.50	23.66
Maximum Power Voltage (Vmp/V)	41.78	41.87	41.96	42.05	42.14	42.23	42.32	42.41
Maximum Power Current (Imp/A)	16.76	16.84	16.93	17.02	17.10	17.18	17.26	17.34
Open Circuit Voltage (Voc/V)	49.77	49.87	49.97	50.07	50.17	50.27	50.37	50.47
Short Circuit Current (Isc/A)	17.81	17.90	17.99	18.08	18.17	18.26	18.35	18.44

STC: AM1.5, 1000W/m², 25°C.

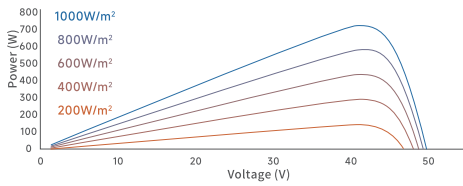
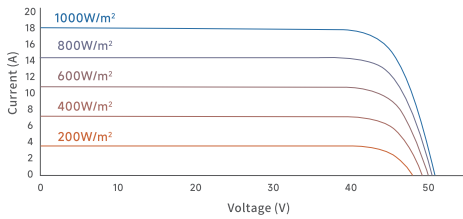
BSTC

Maximum Power (Pmax/W)	785	790	796	801	807	813	818	824
Maximum Power Voltage (Vmp/V)	41.92	42.02	42.11	42.20	42.29	42.38	42.47	42.56
Maximum Power Current (Imp/A)	18.73	18.82	18.91	19.00	19.10	19.19	19.28	19.37
Open Circuit Voltage (Voc/V)	49.94	50.04	50.14	50.24	50.34	50.44	50.54	50.65
Short Circuit Current (Isc/A)	19.97	20.07	20.18	20.28	20.38	20.48	20.58	20.68

BSTC: AM1.5, 1000W/m², 135W/m², 25°C.

I-V Curve

(HS-210-B132DS715)



Temperature Characteristics

Temperature Coefficient of Pmax	-0.24%/°C
Temperature Coefficient of Voc	-0.22%/°C
Temperature Coefficient of Isc	+0.04%/°C

Operating Conditions

Nominal Operating Cell Temp.	44±2°C
Operating Temperature	-40~+85°C
Maximum System Voltage	DC1500V (IEC)
Maximum Series Fuse Rating	35A
Tolerance of Pmax	0~+3%
Power Selection	0~+5W
Bifaciality	90±5%
Safety Class	Class II

NOCT

Maximum Power (Pmax/W)	534	538	542	545	549	553	557	561
Maximum Power Voltage (Vmp/V)	39.90	40.00	40.07	40.14	40.23	40.32	40.41	40.50
Maximum Power Current (Imp/A)	13.39	13.46	13.53	13.60	13.67	13.73	13.79	13.86
Open Circuit Voltage (Voc/V)	47.50	47.60	47.69	47.79	47.88	47.98	48.08	48.17
Short Circuit Current (Isc/A)	14.23	14.31	14.38	14.45	14.52	14.59	14.67	14.74

NOCT: AM1.5, 800W/m², 20°C, 1m/s.

Packaging

	40HQ
Modules Per Pallet	33
Pallets Per Container	18
Modules Per Container	594



ANHUI HUASUN ENERGY CO., LTD. All rights reserved © 2020-2024

NO.99 Qingliu Road, Economic and Technological Development Zone, Xuancheng, Anhui, China
 Tel: 0086-563-3318095 www.huasunsolar.com
 sales@huasunsolar.com customerservice@huasunsolar.com

The specification and key features described in this datasheet may deviate slightly and are not guaranteed. Anhui Huasun reserves the right to make any adjustment to the information described herein at any time without notice. Please always obtain the latest version of the datasheet which shall be duly incorporated into the binding contract made by the parties governing all transactions related to the purchase and sale of the products described herein.